

- LINK stands as the newest member of the linear interior family, introducing a versatile array of options to diverse lighting needs.
- Link Mini RC is the recessed model available as ready luminaire in different lengths.
- It is offered either in full or in dashed type with different light output arrangements.
- It is offered anodized, white (RAL 9003), or black (RAL 9005) colour. Other RAL colours also available upon request.
- LINK Mini RC as ready luminaire is available either directional or diffused with Samsung LED: L90/B10 >50.000h.
- Low UGR ensuring visual comfort (UGR <19 for all directional Models).
- Indoor use: IP40
- Customized options are also available upon request

Lighting management options:

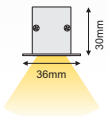
On-Off/DALI/0..10V/1..10V/DMX512/PHASE CUT/PUSH BUTTON/Bluetooth

**L90/B10 >50.000h**



***Available upon request:***

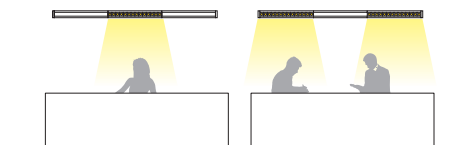
- ✓ Custom dimensions
- ✓ Custom luminaire colours
- ✓ Custom LED output combinations



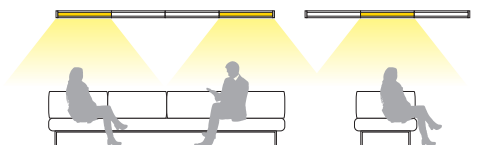
**DIRECT LIGHTING**


Symmetrical lens: 30°, 55°, 65° (Monochromatic), 60° (TW)  
Diffused: PC Frosted, PC Milky, Microprismatic Cover

**DIRECTIONAL**

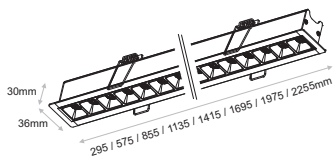


**DIFFUSED**

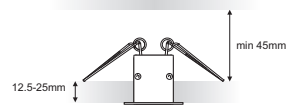
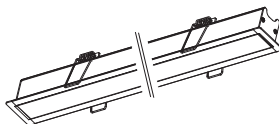




DIRECTIONAL



DIFFUSED



- 287x26mm
- 567x26mm
- 847x26mm
- 1127x26mm
- 1407x26mm
- 1687x26mm
- 1967x26mm
- 2247x26mm

DIRECTIONAL



Model*	Colour	CCT	CRI80, CRI90 LED Source per 7.2W		Beam Angle	Watt	Total Length (cm)	Voltage	
<b>Full type</b> <b>LINK MINI Recessed Directional F</b> <i>(LINK MINI RC DRF)</i>	<b>Luminaire Colour</b> Anodized (A) White (W) Black (B)	2700K (27)	945lm	800lm	30° (30)	7.2W (07)	29.5	24VDC (24)	
		3000K (30)	970lm	820lm	55° (55)	14.4W (14)	57.5		
		4000K (40)	1030lm	870lm	65° (65)	21.6W (22)	85.5		
	<b>Mask/Blank Colour</b> White (W) Black (B)	5700K (57)	1040lm	880lm		28.8W (29)	113.5		
		Tunable White DT8 2700K-6500K (TW)	870lm	735lm	60° (60)	36W (36)	141.5		
			940lm	795lm		43.2W (43)	169.5		
	<b>Dashed type</b> <b>LINK MINI Recessed Directional D</b> <i>(LINK MINI RC DRD)</i>					<b>Watt / Position</b>			
						14.4W / A1 (A1)			85.5
						7.2W / A2 (A2)			85.5
						14.4W / B1 (B1)			113.5
				14.4W / B2 (B2)		113.5			
				14.4W / C1 (C-1)		141.5			
				21.6W / C2 (C-2)		141.5			
				21.6W / C3 (C-3)		141.5			
				28.8W / D1 (D-1)		197.5			
				21.6W / D2 (D-2)		197.5			
				36W / D3 (D-3)		197.5			

\* Dashed type: Custom quantities of blanks is available upon request.

Ordering Code Example: LINK MINI RC DRF-BB-3080-65-36W142-24

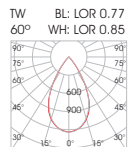
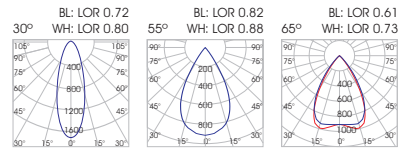
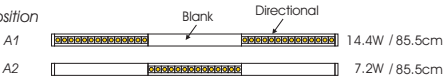
Full type



29.5 / 57.5 / 85.5 / 113.5 / 141.5 / 169.5 / 197.5 / 225.5cm

Dashed type

Position



**DIFFUSED**


Model*	Luminaire Colour	CCT	CR190 LED Source per 5.6W	Cover	Watt	Total Length (cm)	Voltage
≥ 90 (90)							
<b>Full type</b>  <b>LINK MINI Recessed Diffused F</b> <i>(LINK MINI RC DFF)</i>	Anodized (AN)	2700K (27)	633lm	<b>With LED Strip</b> PC Frosted Cover (FR)	5.6W (06)	29.5	24VDC (24)
	White (WH)	3000K (30)	650lm	PC Milky Cover (ML)	11.2W (11)	57.5	
	Black (BL)	4000K (40)	685lm	Microprismatic Cover (MP)	16.8W (17)	85.5	
					22.4W (22)	113.5	
					28W (28)	141.5	
					33.6W (34)	169.5	
					39.2W (39)	197.5	
				44.8W (45)	225.5		
<b>Dashed type</b>  <b>LINK MINI Recessed Diffused D</b> <i>(LINK MINI RC DFD)</i>					<b>Watt / Position</b>		
					11.2W / A1 (A1)	85.5	
					5.6W / A2 (A2)	85.5	
					11.2W / B1 (B1)	113.5	
					11.2W / B2 (B2)	113.5	
					11.2W / C1 (C1)	141.5	
					16.8W / C2 (C2)	141.5	
				16.8W / C3 (C3)	141.5		
				22.4W / D1 (D1)	197.5		
				16.8W / D2 (D2)	197.5		
				28W / D3 (D3)	197.5		

\* Dashed type: Custom quantities of blanks is available upon request.

Ordering Code Example: LINK MINI RC DFD-WH-3090-ML-C3-24

**Full type**

**Dashed type**
**Position**
